



# REMOTE CONTROLLED DREDGES

**DRAGFLOW**  
— — —  
■ ■ ■ ULTIMATE EFFICIENCY

**SUBMERSIBLE  
DREDGING PUMPS**



**CABLE  
DREDGERS**





## AMPHIBIOUS DREDGES



## REMOTE CONTROLLED DREDGES



# **DRP: the remote controlled dredger efficient and safe**

The remote-controlled dredges (DRP) are the ideal solution for dredging in particularly complex and hard to reach environments.

Extremely versatile, they can be used in many applications: from ports to quarries, from mines to industrial basins.

Thanks to the remote control, they can safeguard the operators' safety in case they work in the presence of acidic or corrosive substances, as often happens in the industrial or mining sector.

They can be transported and assembled more easily than larger dredges, with savings both in terms of time and startup costs.

In addition, the low draft and compact design allow access even in narrow and shallow basins, where it would not be possible to operate with larger dredgers.

Small but powerful, DRPs are available in different versions: they can mount pumps of different power and be equipped with the most suitable accessories for the type of dredging required.

Maximum production reaches 1000 cubic meters/hour.








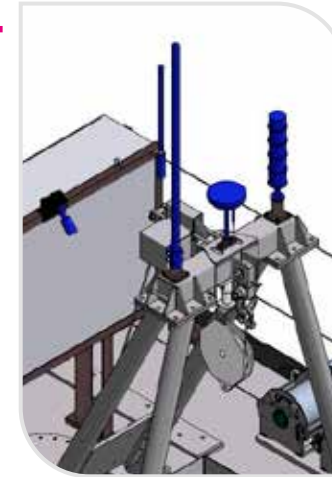
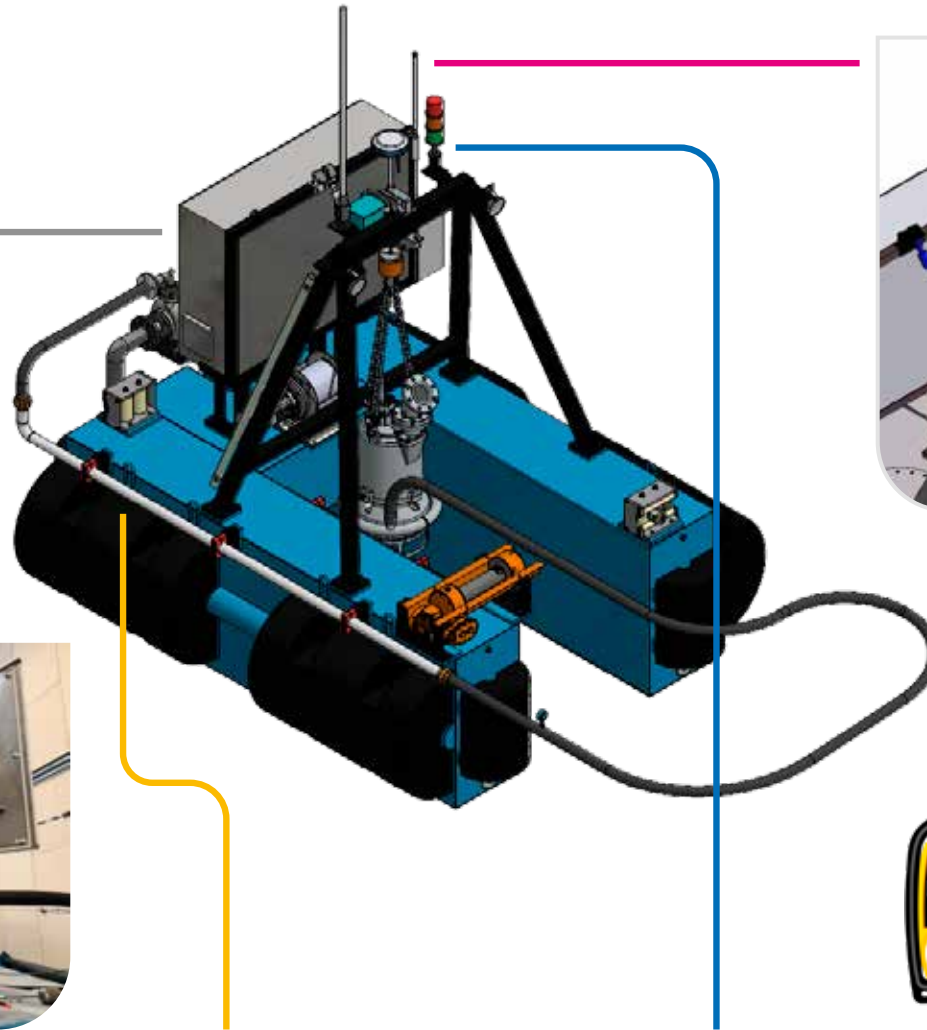
## Main characteristics

- **Small dimensions:** easy to transport and put into operation, they are able to operate also in areas that would be difficult to access with larger dredgers. Thanks to the reduced draft they can easily work in shallow water.
- **High level of customization:** DRPs can be equipped with GPS, video cameras security, jet ring system, position lights and other accessories based on customer needs.
- **Easy to maneuver at a distance thanks to the remote control:** simple and intuitive controls allows to operate the dredger, the pump and the accessories.
- Ability to **automate pump movements and monitor job history** through one special control panel.
- **Advanced detection tools for measuring and maintaining performance:** turbidimeter, densimeter, control of the inclination of the pump, constant verification of the line voltage.
- **Remote assistance** to remotely carry out maintenance operations or changes to the settings of work.





# DRP18



## Electronic control equipment

- Light tower
- Antenna for long distance remote control signal
- GPS
- Security camera
- Echo Sounder



## Remote control

- Turns pump and jet ring on/off
- Moves pump and dredge
- Emergency stop
- Display with working depth and power consumption



## Electric control panel

## Winches

- Used to move the dredge
- Synchronized movement

## Electric hoist

- Precisely moves the pump
- Depth measuring pulley





## HULL MAIN FEATURES

Lenght	3,5 m (11 ft 4 in.)
Width	2,8 m (9 ft. 10 in.)
Height	2,8 m (9 ft. 10 in.)
Weight	2 ton



## TRANSPORTATION

Transportable in only one container open top 20'.  
140 quintals capacity.



## MODULAR DESIGN

<b>Dimensions</b>	2 floaters 3 x 0,5 x 1 m. With central platform.
<b>Draft</b>	60 cm

EQUIPMENT	STANDARD	FULL OPTIONAL
Winches for moving	✓	✓
Night time operating lights	✓	✓
Electric Hoist	✓	✓
Control Panel	✓	✓
Temperature Sensor	✓	✓
Pond Bottom Liner Protection	✓	✓
Digital Depth Gauge	✓	✓
Power Consumption	✓	✓
Dredge GPS System		✓
Helix Propeller		✓
Jet-Ring System		✓
Security camera		✓



## WORKING CAPACITY

<b>EL5</b>	CAPACITY [m³/h-(gpm)]: 14(62)-38,5(170) HEAD [m (ft)] 12,5(41)-8(26) HOSE ADAPTOR DIAMETER: 80 mm MAX SOLID HANDLING: 20 mm
<b>EL7,5</b>	CAPACITY [m³/h-(gpm)]: 17,5(77)-45(200) HEAD [m (ft)] 16(52)-13,5(44) HOSE ADAPTOR DIAMETER: 100 mm MAX SOLID HANDLING: 25 mm
<b>EL10</b>	CAPACITY [m³/h-(gpm)]: 21(92)-49(215) HEAD [m (ft)] 22(72)-20(66) HOSE ADAPTOR DIAMETER: 100 mm MAX SOLID HANDLING: 25 mm
<b>EL12,5</b>	CAPACITY [m³/h-(gpm)]: 24(106)-64(282) HEAD [m (ft)] 24(106)-64(282) HOSE ADAPTOR DIAMETER: 100 mm MAX SOLID HANDLING: 25 mm
<b>EL20</b>	CAPACITY [m³/h-(gpm)]: 60-120 HEAD [m (ft)] 23(75)-19(62) HOSE ADAPTOR DIAMETER: 100 mm MAX SOLID HANDLING: 25 mm

For details of the S and SS versions, please refer to the pumps data sheets.

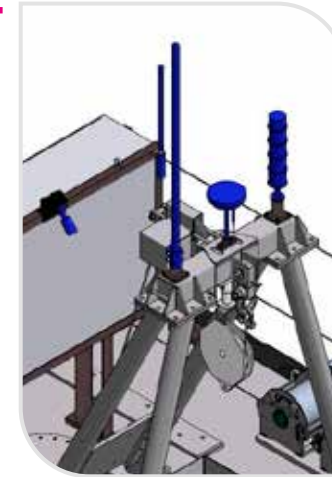
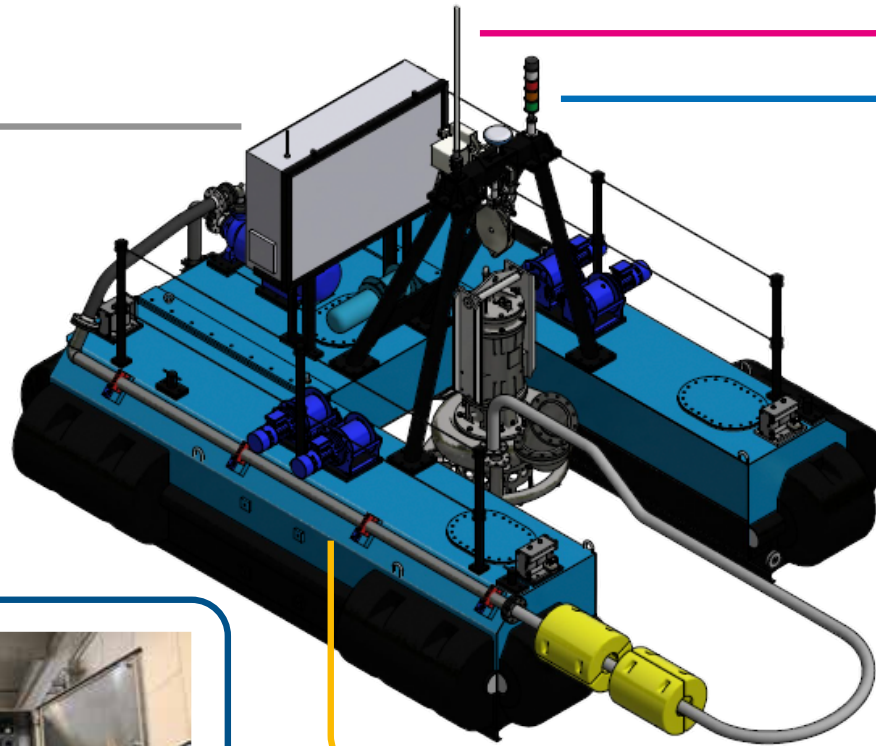


## Jet ring system

- High pressure water jets used to rupture the material and have a higher solid concentration in the mixture.
- Water capacity: 20 m³/h
- Pressure: 6 bar – 7 bar
- Drive: Horizontal high pressure centrifugal pump
- Operation via radio control.

**DRP18**

# DRP60



## Electronic control equipment

- Light tower
- Antenna for long distance remote control signal
- GPS
- Security camera
- Echo Sounder



## Remote control

- Turns pump and jet ring on/off
- Moves pump and dredge
- Emergency stop
- Display with working depth and power consumption



## Electric control panel

## Cooling Jacket System

- To cool the pump's electric motor

## Winches

- Used to move the dredge
- Synchronized movement

## Electric hoist

- Precisely moves the pump
- Depth measuring pulley





## HULL MAIN FEATURES

Lenght	5,3 m (17 ft)
Width	4,3 m (14 ft)
Height	4 m (13 ft)
Weight	5,5 ton



## TRANSPORTATION

Transportable in two container 40' open-top.  
280 quintals capacity.



## MODULAR DESIGN

<b>Dimensions</b>	2 floaters 4,5 x 1 x 1,2 m. With central platform.
<b>Draft</b>	50-60 cm

EQUIPMENT	STANDARD	FULL OPTIONAL
Winches for moving	✓	✓
Night time operating lights	✓	✓
Electric Hoist	✓	✓
Control Panel	✓	✓
Digital Depth Gauge	✓	✓
Power Consumption	✓	✓
Temperature Sensor		✓
Operator Cabin		✓
Dredge GPS System		✓
Pond Bottom Liner Protection		✓
Helix Propeller		✓
Jet-Ring System		✓
Security camera		✓



## WORKING CAPACITY

<b>EL60</b>	CAPACITY [m <sup>3</sup> /h-(gpm)]: 150(660)-500(2200) HEAD [m (ft)]: 28(92)-25(82) DISCHARGE DIAMETER: DN150 MAX SOLID HANDLING: 60 mm
<b>EL60HC</b>	CAPACITY [m <sup>3</sup> /h-(gpm)]: 300(1320)-450 (2640) HEAD [m (ft)]: 16(53)-9(39) DISCHARGE DIAMETER: DN250 MAX SOLID HANDLING: 90 mm

For details of the S versions, please refer to the pumps data sheets.

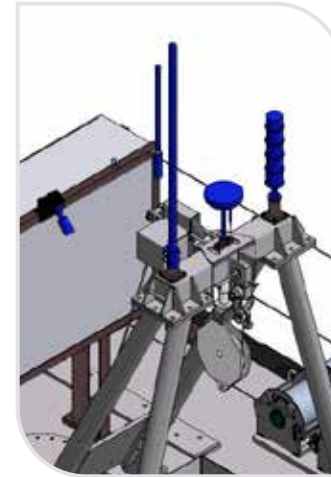
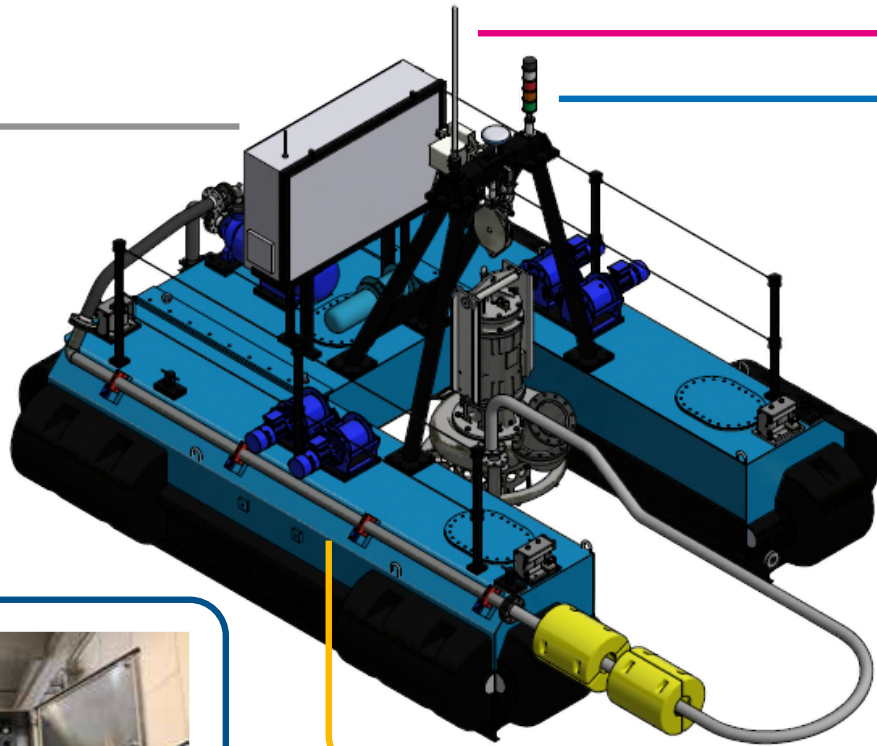


## Jet ring system

- High pressure water jets used to rupture the material and have a higher solid concentration in the mixture.
- Water capacity: 60 m<sup>3</sup>/h
- Pressure: 6 bar – 7 bar
- Drive: Horizontal high pressure centrifugal pump
- Operation via radio control.

# DRP60

# DRP120



## Electronic control equipment

- Light tower
- Antenna for long distance remote control signal
- GPS
- Security camera
- Echo Sounder



## Remote control

- Turns pump and jet ring on/off
- Moves pump and dredge
- Emergency stop
- Display with working depth and power consumption



## Electric control panel

## Cooling Jacket System

- To cool the pump's electric motor

## Winches

- Used to move the dredge
- Synchronized movement

## Electric hoist

- Precisely moves the pump
- Depth measuring pulley





## HULL MAIN FEATURES

Lenght	5,3 m (17 ft)
Width	4,3 m (14 ft)
Height	4 m (13 ft)
Weight	5,5 ton



## TRANSPORTATION

Transportable in two container 40' open-top.  
280 quintals capacity.



## MODULAR DESIGN

<b>Dimensions</b>	2 floaters 4,5 x 1 x 1,2 m. With central platform.
<b>Draft</b>	50-60 cm

EQUIPMENT	STANDARD	FULL OPTIONAL
Winches for moving	✓	✓
Night time operating lights	✓	✓
Electric Hoist	✓	✓
Control Panel	✓	✓
Digital Depth Gauge	✓	✓
Power Consumption	✓	✓
Temperature Sensor		✓
Operator Cabin		✓
Dredge GPS System		✓
Pond Bottom Liner Protection		✓
Helix Propeller		✓
Jet-Ring System		✓
Security camera		✓



## WORKING CAPACITY

<b>EL1204</b>	CAPACITY [m³/h-(gpm)]: 158(696)-300(1320) HEAD [m (ft)]: 46(202)-32(140) DISCHARGE DIAMETER: DN150/200 MAX SOLID HANDLING: 60 mm
<b>EL1204HC</b>	CAPACITY [m³/h-(gpm)]: 400(1760)-700 (3082) HEAD [m (ft)]: 23(75)-16 (52) DISCHARGE DIAMETER: DN250 MAX SOLID HANDLING: 90 mm
<b>EL1204HH</b>	CAPACITY [m³/h-(gpm)]: 120(528)-300(1320) HEAD [m (ft)]: 72(236)-42(137) DISCHARGE DIAMETER: DN100 MAX SOLID HANDLING: 35 mm

For further details please refer to the pumps data sheets.

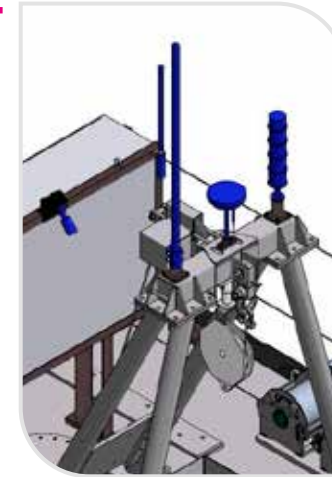
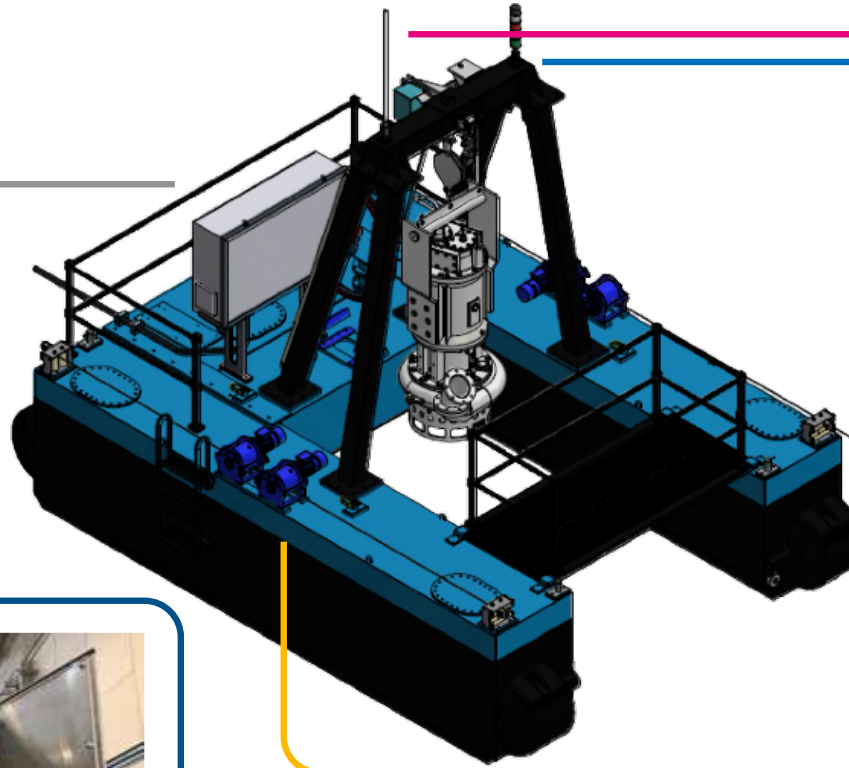


## Jet ring system

- High pressure water jets used to rupture the material and have a higher solid concentration in the mixture.
- Water capacity: 60 m³/h
- Pressure: 6 bar – 7 bar
- Drive: Horizontal high pressure centrifugal pump
- Operation via radio control.

# DRP120

# DRP150



## Electronic control equipment

- Light tower
- Antenna for long distance remote control signal
- GPS
- Security camera
- Echo Sounder



## Remote control

- Turns pump and jet ring on/off
- Moves pump and dredge
- Emergency stop
- Display with working depth and power consumption



## Electric control panel

## Cooling Jacket System

- To cool the pump's electric motor

## Winches

- Used to move the dredge
- Synchronized movement

## Electric hoist

- Precisely moves the pump
- Depth measuring pulley





## HULL MAIN FEATURES

Lenght 6,5 m (21,3 ft)  
Width 4,5 m (14,7 ft)  
Height 5 m (16,4 ft)  
Weight 10 ton



## TRANSPORTATION

Transportable in two container 40' open-top.  
280 quintals capacity.



## MODULAR DESIGN

**Dimensions** 2 floaters 6 x 1 x 1,5 m.  
With central platform.  
**Draft** 115 cm

EQUIPMENT	STANDARD	FULL OPTIONAL
Winches for moving	✓	✓
Night time operating lights	✓	✓
Electric Hoist	✓	✓
Control Panel	✓	✓
Digital Depth Gauge	✓	✓
Power Consumption	✓	✓
Temperature Sensor		✓
Operator Cabin		✓
Dredge GPS System		✓
Pond Bottom Liner Protection		✓
Helix Propeller		✓
Jet-Ring System		✓
Security camera		✓



## WORKING CAPACITY

**EL60\*** CAPACITY [m<sup>3</sup>/h-(gpm)]: 130(572)-260(1145)  
HEAD [m (ft)] 28(92)-25(82)  
DISCHARGE DIAMETER: DN150  
MAX SOLID HANDLING: 60 mm

**EL1204\*** CAPACITY [m<sup>3</sup>/h-(gpm)]: 158(696)-360(1585)  
HEAD [m (ft)] 48(157)-40(131)  
DISCHARGE DIAMETER: DN150  
MAX SOLID HANDLING: 60 mm

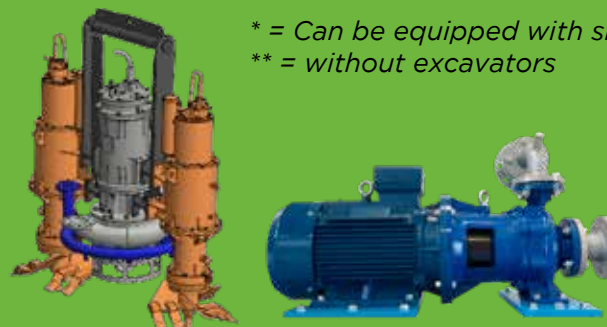
**EL110\*\*** CAPACITY [m<sup>3</sup>/h-(gpm)]: 180(793)-420(1849)  
HEAD [m (ft)] 34(112)-28(92)  
DISCHARGE DIAMETER: DN200  
MAX SOLID HANDLING: 60 mm

**EL180\*\*** CAPACITY [m<sup>3</sup>/h-(gpm)]: 270(1189)-540(2378)  
HEAD [m (ft)] 43(141)-33(108)  
DISCHARGE DIAMETER: DN200  
MAX SOLID HANDLING: 60 mm

**EL150\*\*** CAPACITY [m<sup>3</sup>/h-(gpm)]: 280(1232)-640(2817)  
HEAD [m (ft)] 27(88,5)-23(75,45)  
DISCHARGE DIAMETER: DN250  
MAX SOLID HANDLING: 120 mm

\* = Can be equipped with side cutters

\*\* = without excavators



## Jet ring system

- High pressure water jets used to rupture the material and have a higher solid concentration in the mixture.
- Water capacity: 60 m<sup>3</sup>/h
- Pressure: 6 bar – 7 bar
- Drive: Horizontal high pressure centrifugal pump
- Operation via radio control.

# DRP150

**APPLICATIONS: DREDGING**

## **SAND EXTRACTION**

Siberia







**APPLICATIONS: DREDGING**

**HARBOUR DREDGING**  
Italy



**APPLICATIONS: MINING**

**REMOVAL OF  
SEDIMENTS IN A  
COPPER MINE**  
Chile







**APPLICATIONS: MINING**

**REMOVAL OF  
SEDIMENTS IN A  
GOLD MINE**  
Turkey

**APPLICATIONS: INDUSTRY**

**DREDGING  
OF THE BASIN  
OF A PHOSPHATE  
PLANT**  
Morocco








**APPLICATIONS: INDUSTRY**

**DREDGING IN  
THE BASIN OF AN  
AGGREGATE PLANT**  
Switzerland

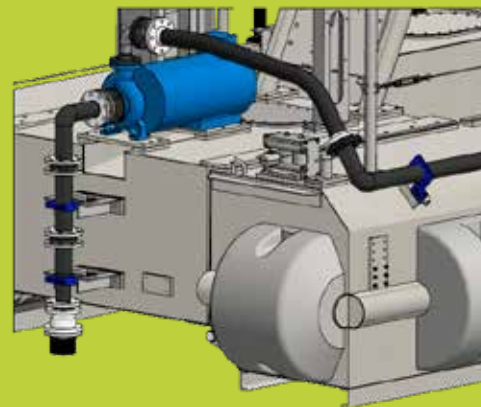


# Accessories

- Propeller
- Jet-Ring System
- GPS
- Echo sounder
- Bespoke personalization



**Propeller**



**Jet-Ring System**









# Financing

We help our clients to find the economic resources to achieve their goals. The collaboration with SACE, a consolidated insurance group, allows us to offer particularly flexible and advantageous payment conditions to our customers.

# Rental

DRAGFLOW equipment can be a valuable asset for rental companies. Acquiring a fleet of DRAGFLOW heavy duty pumps and dredgers allows to meet the needs of those who, for a limited period of time, need to use reliable and durable equipment.



# Service

## **Test & Trial**

Our dredgers and our systems are thoroughly tested and checked first of delivery. Thus, you avoid unpleasant surprises and save precious time.

## **Commissioning and start-up**

One of the advantages of remote controlled dredgers is the startup speed. Our technicians will accompany you in the startup phase and you will receive all the training necessary to better manage the machinery.

## **Technical assistance and delivery of spare parts**

Our after-sales team is in the field every day to ensure the correct operation of our products. Our customers know they can count on us for the maintenance of equipment and the rapid supply of spare parts.











### **Dragflow S.r.l.**

#### **Head Office**

Via Paesa  
46048 Roverbella (MN)  
- Italy  
tel. +39 0376 1685400  
fax +39 0376 1685499  
info@dragflow.it  
www.dragflow.it



**Dragflow**



**dragflowdredge**



**Dragflow**



**dragflowdredge**



**DRAGFLOW S.r.l.**





1641, W Commerce Ct #151  
Tucson, AZ 85746  
T +1 520-888-4101  
E info@a\_gYjbVbYh  
W a\_gYjbVbYh